



**The International
School of Bombay**

NURTURE • CHALLENGE • SUCCESS

**ACADEMIC SESSION
2025-26**

**SUMMER
ASSIGNMENT**

CLASS 1



Out of difficulties grow miracles. Tough time don't last.

Dear Students

The beginning of new session might not have been with pomp and show, but the spirit of teaching learning continues in the school. The summer vacations this time would not be ice creams, candies and cool pool, but time can be utilized in honing skills and interests.

It is easy to bloom, then to be a bud, but you are responsible young members of the nation and its our duty to follow rules.

Here are some holiday activities designed for creative utilization of time. Give a flight to your imagination and spend time purposely.

SOME POINTS TO BE REMEMBERED

- ❖ Drink plenty of juice and water to avoid dehydration.
- ❖ Make hand washing and hygiene a part of your routine.
- ❖ Holiday Homework is a part of subject enrichment and will be assessed on the basis of creativity and efforts of the students.
- ❖ It's the perfect time to enhance your speaking skills and vocabulary by conversing in English with your family and siblings.
- ❖ Reading is essential for those who seek to rise above the ordinary. Spend your quality time reading purposeful books.
- ❖ A beautiful handwriting makes a good impression. Practice one page of English and Hindi handwriting daily.
- ❖ Schedule your time for activities so that there is no piling up for the last moment.
- ❖ Holiday homework should be your authentic creative work.



GENERAL INSTRUCTIONS FOR SUMMER HOLIDAY HOMEWORK



- Make a **separate copy/notebook** for the Holiday Homework (one combined notebook for all subjects).
- Write your name, class, section, and roll number clearly on the first page of notebook.
- Maintain neatness and complete the work in your own handwriting.
- The holiday homework must be completed and submitted on the first day after the summer vacation.
- **Theory questions must be written in proper format:**
 - Write the chapter name and number at the top.
 - Write each question followed by its answer.
- **If practical work is assigned (e.g., making a PowerPoint presentation, typing tasks, coding practice):**
 - Complete the task using a computer/laptop and take clear printouts or screenshots of the work.
 - Paste the printouts/screenshots in your homework notebook or attach them as annexures.
- Clearly label each task with a heading and short description.
- Be creative if a project or model is assigned (e.g., flowcharts, posters, models etc.).
- Follow the given subject-wise sequence strictly while compiling the homework.
- **Subject-wise Sequence and Subjects:**
- **Classes 1 to 5:**
 - English
 - Hindi
 - Mathematics
 - EVS
- **Classes 6 to 8 :**
 - English
 - Hindi
 - Mathematics
 - Science
 - Social Science
 - Sanskrit
 - Computer

NOTE :

- Limit screen time and refrain from engaging in an inappropriate online behaviour.
- Holiday Homework will be assessed as **SUBJECT ENRICHMENT**



Q1. "All aboard the Alphabet Express! Fill in the missing letters on the railroad cars!"



Q2. "ABC detectives: help us find the correct alphabetical order!"

a b c d e f g h i j k l m n o p q r s t u v w x y z




1. [e] [f] [c]
2. [a] [d] [b]
3. [x] [z] [y]
4. [b] [k] [g]
5. [m] [o] [a]
6. [i] [h] [k]
7. [l] [m] [s]
8. [u] [m] [v]
9. [u] [s] [t]
10. [w] [v] [u]

1. [e] [c] [f]
2. [] [] []
3. [] [] []
4. [] [] []
5. [] [] []
6. [] [] []
7. [] [] []
8. [] [] []
9. [] [] []
10. [] [] []

Q3. "Sort it out! Put these words in their proper alphabetical places."

- | | | | | |
|----|---------|----------|-----------|--------|
| 1. | pencil | eraser | crayon | glue |
| | _____ | _____ | _____ | _____ |
| 2. | circle | triangle | rectangle | square |
| | _____ | _____ | _____ | _____ |
| 3. | teacher | pilot | chef | doctor |
| | _____ | _____ | _____ | _____ |
| 4. | happy | sad | excited | angry |
| | _____ | _____ | _____ | _____ |
| 5. | towel | sand | beach | wave |
| | _____ | _____ | _____ | _____ |

Q4. "Unlock the world of colours – spell them right and colour your masterpiece!"



Q5.

“ All about me.”

Hello friends, my name is _____,

I am in Class 1 — yes, that’s my grade!

I am _____ years old, not too big,

I like to play and dance a jig!

I live at home with my family,

They take good care and love me happily.

My favourite colour is _____,

It makes me smile more than any other!

I love to _____ when I am free,

And sometimes ride my bike with glee!

At school I learn, at home I play,

And I try to be kind every day.

When I grow up, I hope to be,

A _____ [Dream Job] helping happily!

That’s my story, thanks for hearing,

Let’s be friends — I am so cheering!

Q6. “Time to tackle your worksheet! Find it in your book Oxford Advantage English My Practice Hub (Page number 14) and finish it carefully.”



अक्षर जोड़ो और शब्द बनाओ

क + म + ल = कमल



स + ड़ + क =



म + ट + र =



ब + त + ख =



श + ह + द =



न + म + क =



भ + व + न =



प + द + क =



बिना मात्रा वाला शब्द।

चित्रों को देखकर शब्द पूरा करो।




_____मल



ब_____ख



_____यन

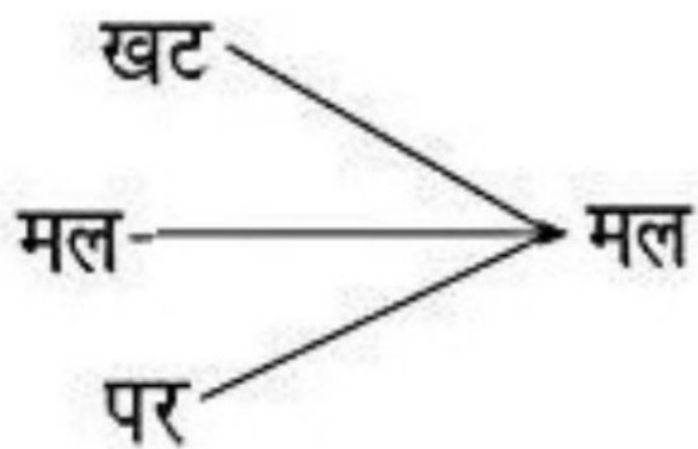


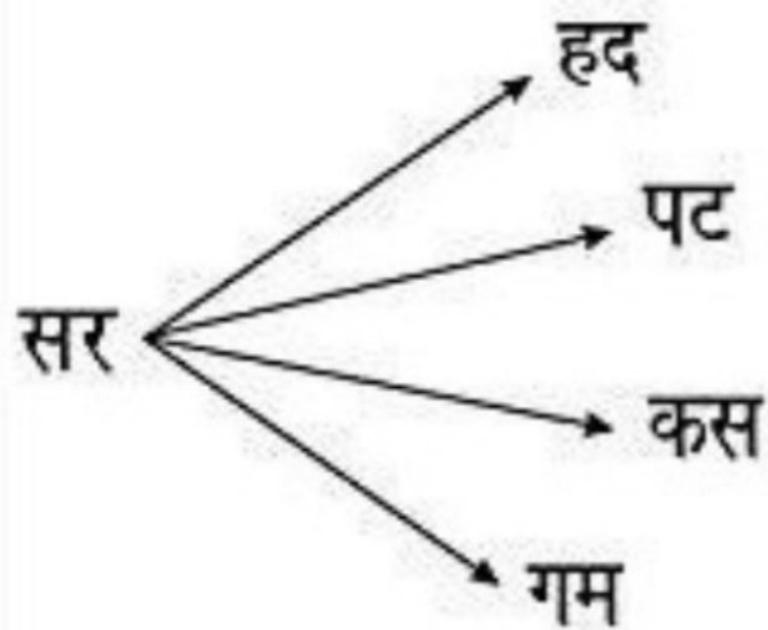
म_____र



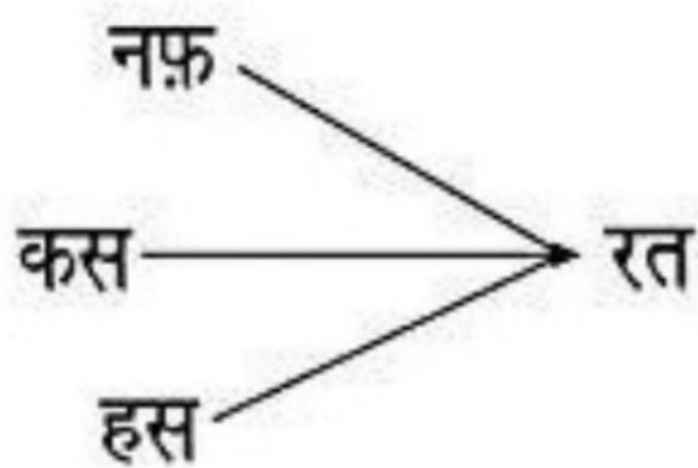
शह_____

शब्दों को मिलाकर नए शब्द बनाओ




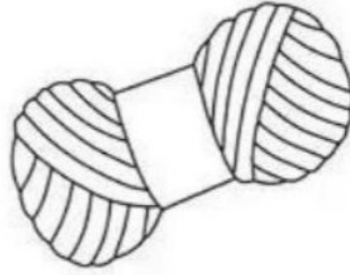


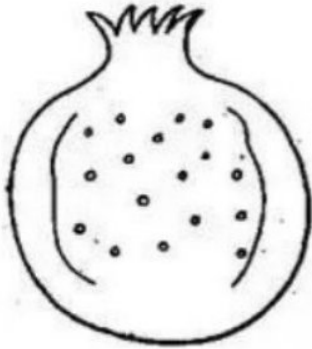
सरहद



चित्र देखकर पहला अक्षर लिखे और रंग भरों










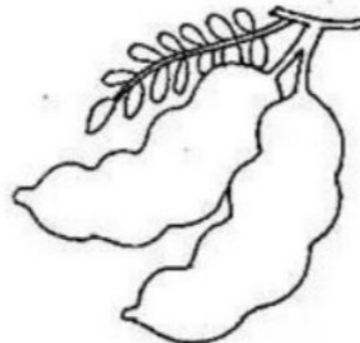












चित्र देखकर दिए गए शब्दों की सहायता से खाली स्थान भरिए :



तितलियाँ

कार

उपवन

गेंद

झूला

1. में बच्चे खेल रहे हैं ।
2. एक लड़की झूल रही है ।
3. दो गुलाबी रंग की उड़ रही है ।
4. टोपी पहना एक लड़का से खेल रहा है ।
5. पीली टोपी पहना लड़का में बैठा है ।

सब्जियों को उनके नाम से मिलाइये



प्याज



टमाटर




आलू



मटर



गाजर



भुट्टा



मूली



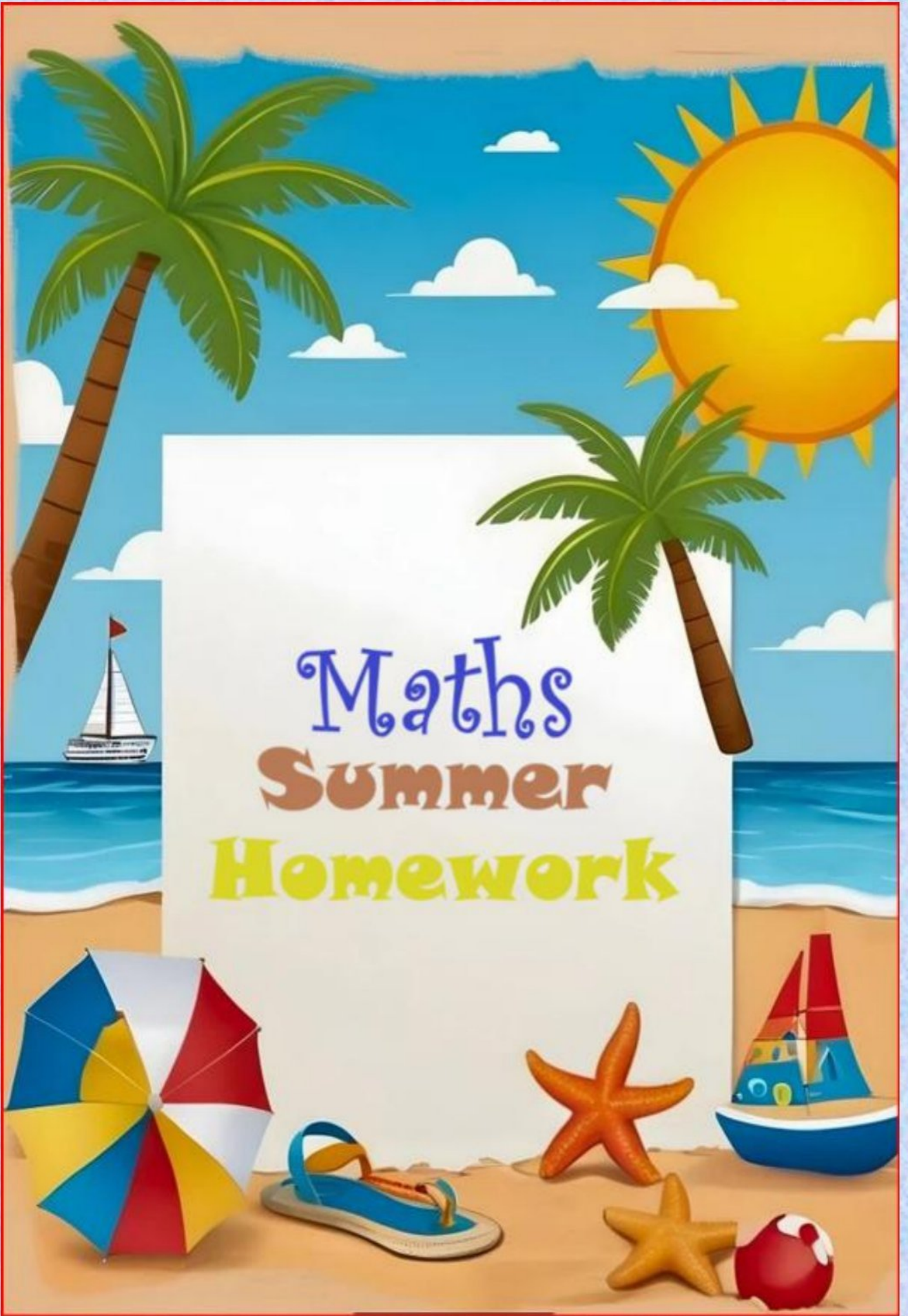
बैंगन



धनिया





नींबू

A vibrant, cartoon-style illustration of a beach scene. In the background, a large yellow sun with rays is partially obscured by a palm tree on the right. Another palm tree is on the left. The sky is blue with a few white clouds. The ocean is blue with white waves. A small sailboat is visible on the left. In the foreground, on the sandy beach, there is a colorful beach umbrella with blue, yellow, and red segments, a blue flip-flop, two orange starfish, a small blue and red sailboat, and a red beach ball. The entire scene is framed by a decorative border of palm trees.

Maths Summer Homework

1. Make a house or a wall hanging by using different shapes. (Ref. image given below)




2. Learn and write the correct number names.



3. Make a rainbow ladder of the days of the week in your notebook. (Ref. image given below)



4. Write down the missing numbers.


Write The Missing Numbers!

	2		4	
6		8		10
	12		14	
16		18		20

5. Write the number that comes before, after or between.

Before	Between	After
_____ 29	33 _____ 35	17 _____
_____ 18	5 _____ 7	30 _____
_____ 36	21 _____ 23	9 _____
_____ 7	12 _____ 14	25 _____
_____ 25	19 _____ 21	11 _____
_____ 31	37 _____ 39	39 _____
_____ 1	7 _____ 9	3 _____
_____ 23	26 _____ 28	29 _____



Before



Between




After



EVS

Help Atul name his body parts –



Complete these sentences choosing the correct word from the box.

see - smell - hear - touch - taste

I can _____ with my eyes.

I can _____ with my ears.

I can _____ with my hands.

I can _____ with my nose.

I can _____ with my tongue.



Look at the images and write the correct sense used.

Sight - Smell - Hearing - Touch - Taste



Keeping the Body Clean and Healthy

Draw a line to connect the things you use to keep yourself clean and healthy.



- Combing my hair



- Brushing my teeth



- Taking a bath



- Washing my hair



- Cleaning my ears.



- Trimming my finger nails and

Word Search Puzzle - Sense Organs

m	e	b	w	d	y	u	a	s	k	i	n
b	v	c	k	x	w	v	s	i	n	y	t
m	w	s	m	z	n	s	e	t	a	g	o
k	e	y	e	y	p	m	a	a	g	h	n
o	x	e	m	r	i	e	r	s	k	e	g
u	n	v	v	a	g	l	s	t	d	a	u
i	f	l	b	u	t	l	i	e	v	r	e
l	z	n	r	t	r	b	g	j	t	i	d
s	j	o	c	l	o	o	h	n	o	n	s
k	e	s	k	x	s	k	t	q	u	g	b
s	f	e	w	e	v	v	j	d	c	v	l
c	x	n	t	z	g	b	r	v	h	m	t

Ear
Nose

Hearing
Taste

Eye

Skin

Smell

Touch

Sight

Tongue

Help the bear reach the honey!

