



**The International
School of Bombay**

NURTURE • CHALLENGE • SUCCESS

**ACADEMIC SESSION
2025-26**

**SUMMER
ASSIGNMENT**

CLASS 3

Out of difficulties grow miracles. Tough time don't last.

Dear Students

The beginning of new session might not have been with pomp and show, but the spirit of teaching learning continues in the school. The summer vacations this time would not be ice creams, candies and cool pool, but time can be utilized in honing skills and interests.

It is easy to bloom, then to be a bud, but you are responsible young members of the nation and its our duty to follow rules.

Here are some holiday activities designed for creative utilization of time. Give a flight to your imagination and spend time purposely.

SOME POINTS TO BE REMEMBERED

- ❖ Drink plenty of juice and water to avoid dehydration.
- ❖ Make hand washing and hygiene a part of your routine.
- ❖ Holiday Homework is a part of subject enrichment and will be assessed on the basis of creativity and efforts of the students.
- ❖ It's the perfect time to enhance your speaking skills and vocabulary by conversing in English with your family and siblings.
- ❖ Reading is essential for those who seek to rise above the ordinary. Spend your quality time reading purposeful books.
- ❖ A beautiful handwriting makes a good impression. Practice one page of English and Hindi handwriting daily.
- ❖ Schedule your time for activities so that there is no piling up for the last moment.
- ❖ Holiday homework should be your authentic creative work.



GENERAL INSTRUCTIONS FOR SUMMER HOLIDAY HOMEWORK

- Make a **separate copy/notebook** for the Holiday Homework (one combined notebook for all subjects).
- Write your name, class, section, and roll number clearly on the first page of notebook.
- Maintain neatness and complete the work in your own handwriting.
- The holiday homework must be completed and submitted on the first day after the summer vacation.
- **Theory questions must be written in proper format:**
 - Write the chapter name and number at the top.
 - Write each question followed by its answer.
- **If practical work is assigned (e.g., making a PowerPoint presentation, typing tasks, coding practice):**
 - Complete the task using a computer/laptop and take clear printouts or screenshots of the work.
 - Paste the printouts/screenshots in your homework notebook or attach them as annexures.
- Clearly label each task with a heading and short description.
- Be creative if a project or model is assigned (e.g., flowcharts, posters, models etc.).
- Follow the given subject-wise sequence strictly while compiling the homework.
- **Subject-wise Sequence and Subjects:**
- **Classes 1 to 5:**
 - English
 - Hindi
 - Mathematics
 - EVS
- **Classes 6 to 8 :**
 - English
 - Hindi
 - Mathematics
 - Science
 - Social Science
 - Sanskrit
 - Computer

NOTE :

- Limit screen time and refrain from engaging in an inappropriate online behaviour.
- Holiday Homework will be assessed as **SUBJECT ENRICHMENT**

Chlorophyll


It's Summertime!



Q.1 Write your friend's name in the centre and complete the mind map with the things that you like about him/her.



Q.2 Draw any one funny character from the cartoon film you watch everyday and also write 5 lines why you like it.




It's Summertime!



Q.3 Select any five words from daily routine vocabulary and make one sentence from each word. For example - wake up, enjoy, study, prepare, relax, etc.


Q.4 Imagine that you became the most powerful person like superman who can change everything, so what will you do? Write in a short paragraph.



It's Summertime!



Q.5 Make an attractive 'thank you' card for the person you want to thank. For example -



A decorative graphic featuring a large, stylized arrangement of Hindi characters (अ, क, ख, ए, इ, उ, ए, ओ, औ, ए, ओ, औ, ए, ओ, औ) in various colors (purple, orange, red, green) and sizes, set against a background of green and white vertical stripes. At the bottom, there are illustrations of two children: a girl with blonde hair on the left and a boy with brown hair on the right, both looking up at the characters. The boy is holding a stack of books.



It's Summertime!



१.रोज़ समाचार पत्र पढ़ें और नए शब्द काटकर पेपर पर चिपकाए।

२.पाँच-पाँच पशु-पक्षियों के नाम उनकी आवाजों की सूची बनायें व चित्र चिपकाए।

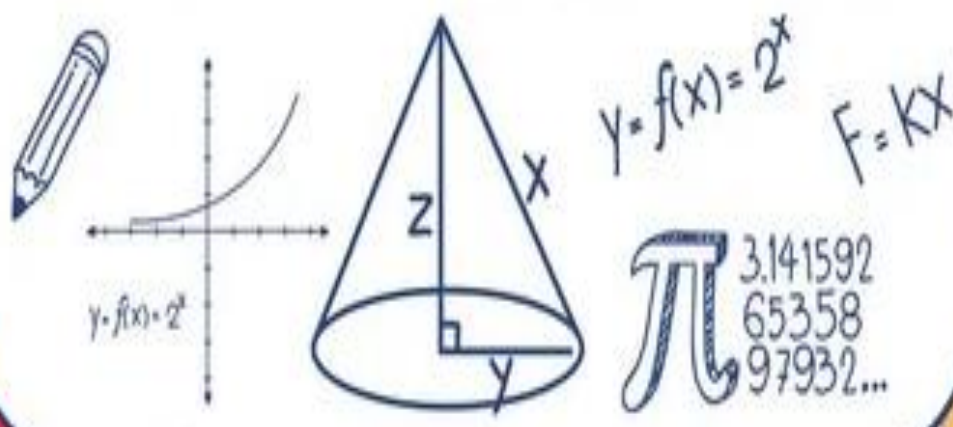
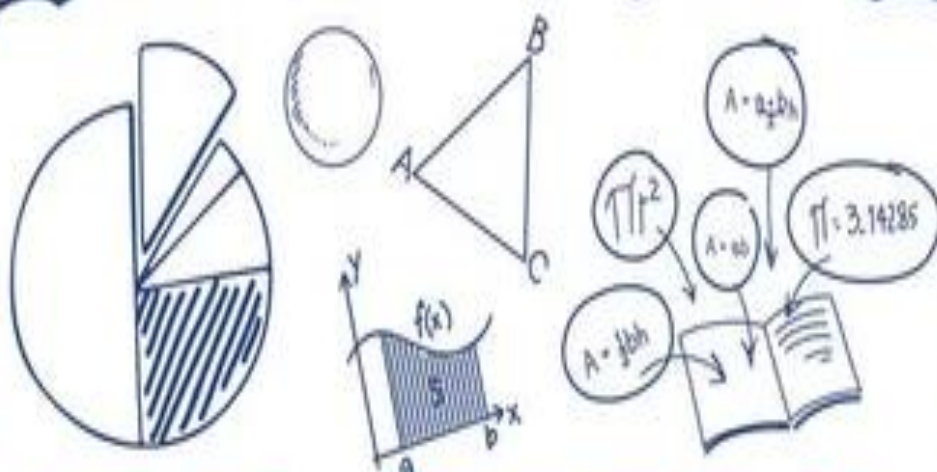
३.अपनी पाठ्यपुस्तक 'मधुप' हिंदी पाठमाला में दिए गए मुहावरों और विलोम शब्दों को लिखें व उनका अभ्यास करें।

४.भारत में मनाए जाने वाले विभिन्न त्योहारों की सूची बनाइए। साथ ही उस प्रदेश का नाम लिखिए।

५.रोज एक पेज श्रुत लेख दिनांक डालकर लिखिए।



MATH



It's Summertime!



Let's explore

1. Find the height (in metres) of any three Indian Mountain peaks.

S. No	Mountain peak	Height (in metres)

2. Compare the heights and see which Mountain peak is highest.

Answer - _____ > _____ > _____


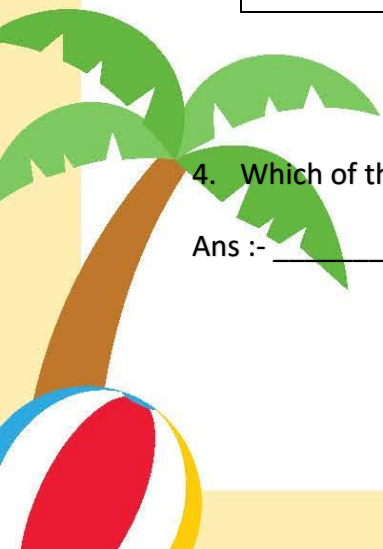
Highest mountain peak is _____.

3. Tell whether the heights are even or odd.

S. No.	Mountain	even/odd

4. Which of these mountain peaks would you like to climb up and why?

Ans :- _____



It's Summertime!





5. Imagine and draw your favourite mountain looks.


Around the cars

a) While enjoying your summer vacation you will see a lot of cars passing by. Kindly note down the numbers from the number plate of those cars at least 15. Then do as follows.

S.No.	Car's number plate	Type of car





It's Summertime!



b) Write at least 10 numbers from number plates in expanded form.

Numbers	Expanded form



It's Summertime!



Round off activity

Rounding to the Nearest 100 Coloring Page

Round each number to the nearest 100 and then follow the color code to color the picture.

800 : Blue

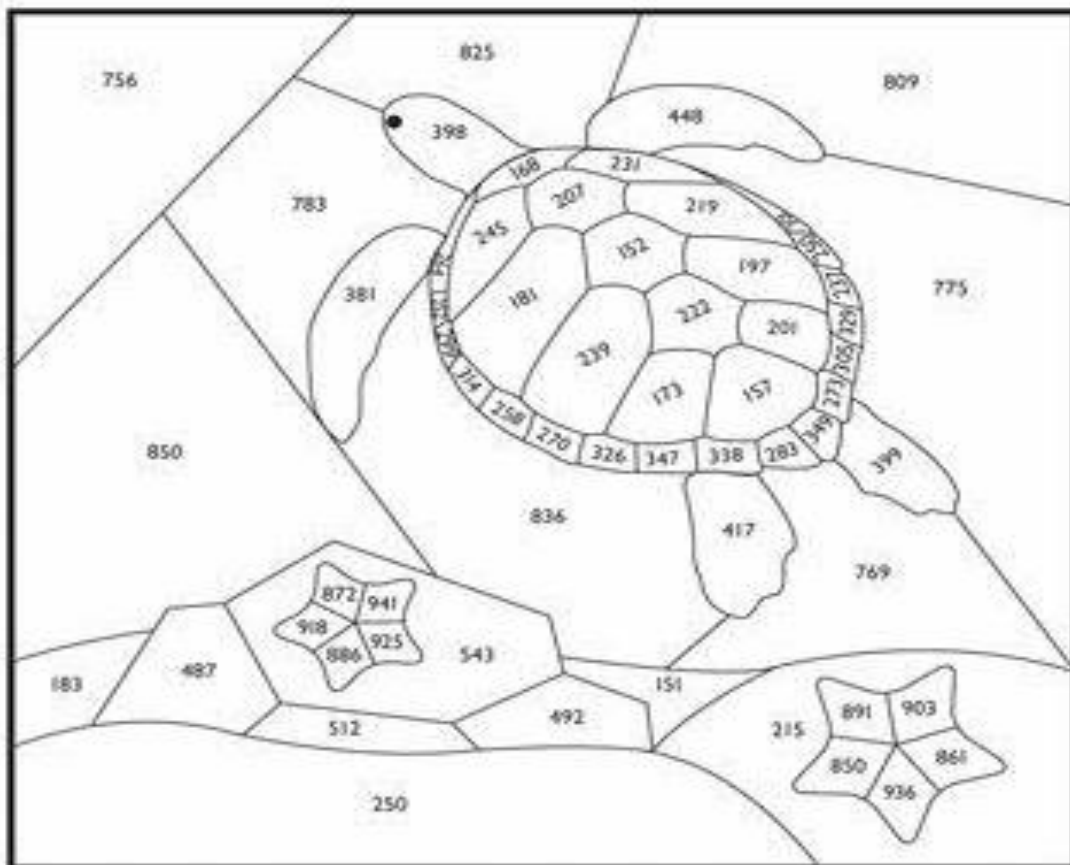
400 : Green

500 : Grey

900 : Purple


200 : Tan

300 : Brown



Project activity.

Let's vroom!!!! Prepare a 3D model of your choice of transport using items like- cardboard/ plastic box, using tissue roll, coil, plastic bottles and bottle caps.



EVS

Summer Activities



It's Summertime!



Q.1 What do you do when you visit your grandparents' home? And how you enjoy with your cousins?

Q.2 Write the name of your five family members in the table below.

NAME	RELATIONSHIP WITH YOU	YOU CALL THEM (YOU ADDRESS THEM AS)
E.g. Radha	Mother's sister	Maternal Aunt


Q.3 write the names of 5 games your grandparents used to play when they were young?

O.4 Name 5 animals which come to your home or your neighbourhood?

Q.5 Have you ever shared food with the animals who come to your home? Share your experience in 5 lines. Click a picture of your sharing food with that animal and paste it here.

Q.6 What values have you learned from your family and from whom?

Q.7 Has anyone learned anything from you? Explain.



ENJOY SUMMER VACATION



