



**The International
School of Bombay**

NURTURE • CHALLENGE • SUCCESS

**ACADEMIC SESSION
2025-26**

**SUMMER
ASSIGNMENT**

CLASS 5

Out of difficulties grow miracles. Tough time don't last.

Dear Students

The beginning of new session might not have been with pomp and show, but the spirit of teaching learning continues in the school. The summer vacations this time would not be ice creams, candies and cool pool, but time can be utilized in honing skills and interests.

It is easy to bloom, then to be a bud, but you are responsible young members of the nation and its our duty to follow rules.

Here are some holiday activities designed for creative utilization of time. Give a flight to your imagination and spend time purposely.

SOME POINTS TO BE REMEMBERED

- ❖ Drink plenty of juice and water to avoid dehydration.
- ❖ Make hand washing and hygiene a part of your routine.
- ❖ Holiday Homework is a part of subject enrichment and will be assessed on the basis of creativity and efforts of the students.
- ❖ It's the perfect time to enhance your speaking skills and vocabulary by conversing in English with your family and siblings.
- ❖ Reading is essential for those who seek to rise above the ordinary. Spend your quality time reading purposeful books.
- ❖ A beautiful handwriting makes a good impression. Practice one page of English and Hindi handwriting daily.
- ❖ Schedule your time for activities so that there is no piling up for the last moment.
- ❖ Holiday homework should be your authentic creative work.



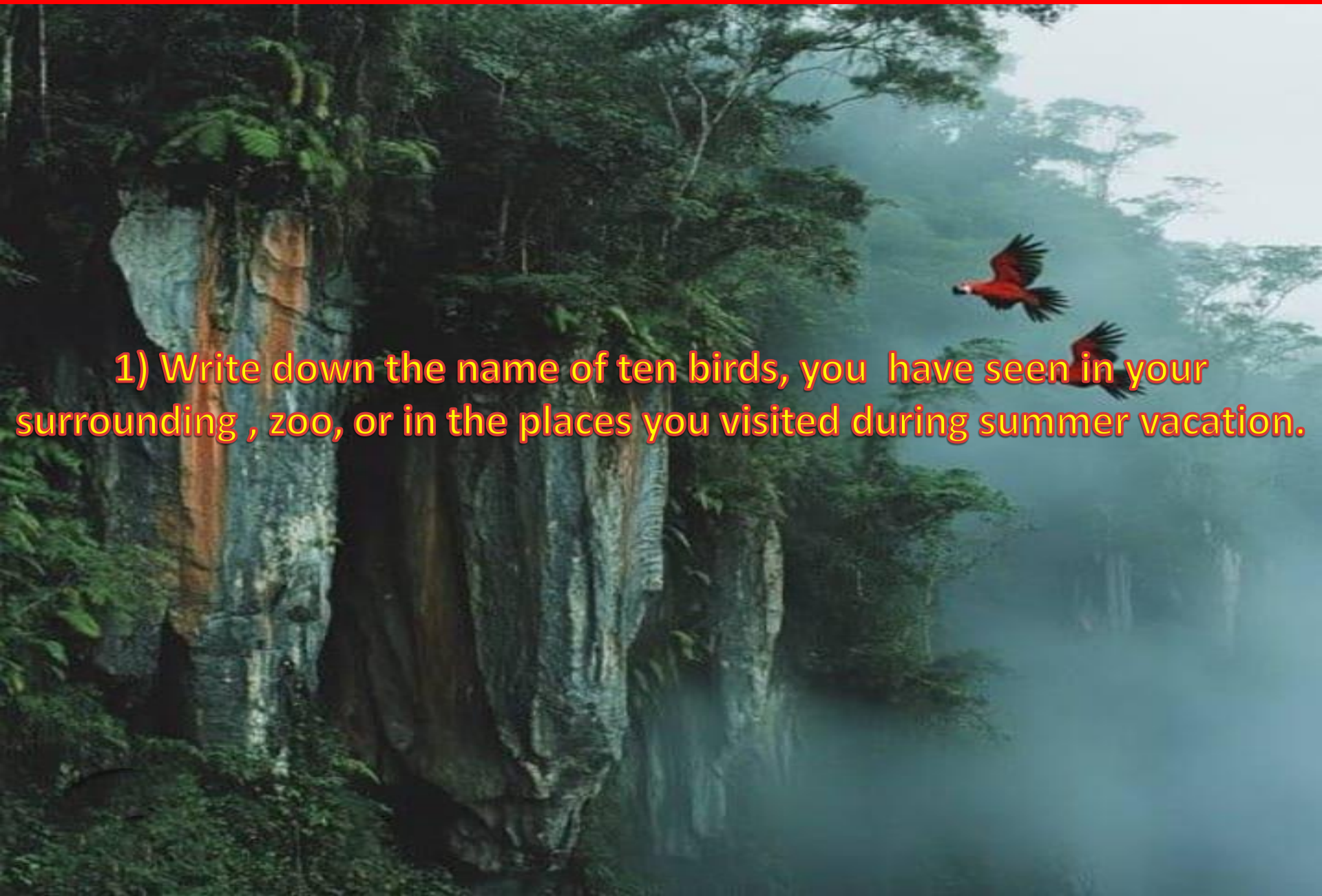
GENERAL INSTRUCTIONS FOR SUMMER HOLIDAY HOMEWORK

- Make a **separate copy/notebook** for the Holiday Homework (one combined notebook for all subjects).
- Write your name, class, section, and roll number clearly on the first page of notebook.
- Maintain neatness and complete the work in your own handwriting.
- The holiday homework must be completed and submitted on the first day after the summer vacation.
- **Theory questions must be written in proper format:**
 - Write the chapter name and number at the top.
 - Write each question followed by its answer.
- **If practical work is assigned (e.g., making a PowerPoint presentation, typing tasks, coding practice):**
 - Complete the task using a computer/laptop and take clear printouts or screenshots of the work.
 - Paste the printouts/screenshots in your homework notebook or attach them as annexures.
- Clearly label each task with a heading and short description.
- Be creative if a project or model is assigned (e.g., flowcharts, posters, models etc.).
- Follow the given subject-wise sequence strictly while compiling the homework.
- **Subject-wise Sequence and Subjects:**
- **Classes 1 to 5:**
 - English
 - Hindi
 - Mathematics
 - EVS
- **Classes 6 to 8 :**
 - English
 - Hindi
 - Mathematics
 - Science
 - Social Science
 - Sanskrit
 - Computer

NOTE :

- Limit screen time and refrain from engaging in an inappropriate online behaviour.
- Holiday Homework will be assessed as **SUBJECT ENRICHMENT**

ENGLISH



1) Write down the name of ten birds, you have seen in your surrounding , zoo, or in the places you visited during summer vacation.

2) Draw/paste the pictures of five birds.



3) Write down the habitats of the birds ,you have drawn / pasted.



4) Write down the types of nest, of the birds you have drawn / pasted.



5) Write down the food habits of the birds ,you have drawn / pasted.



6) Write down some special qualities of the birds ,you have drawn / pasted.




7) Write five lines about your favourite bird.



8) Write your experience of giving water and food to the birds in summer vacation, in about 75 words .



9) Draw/paste four online apps and write down their benefits.



Entertainment app
Online food app
Payment app
Shopping app

10) Use the internet to find out, where the following places located geographically.

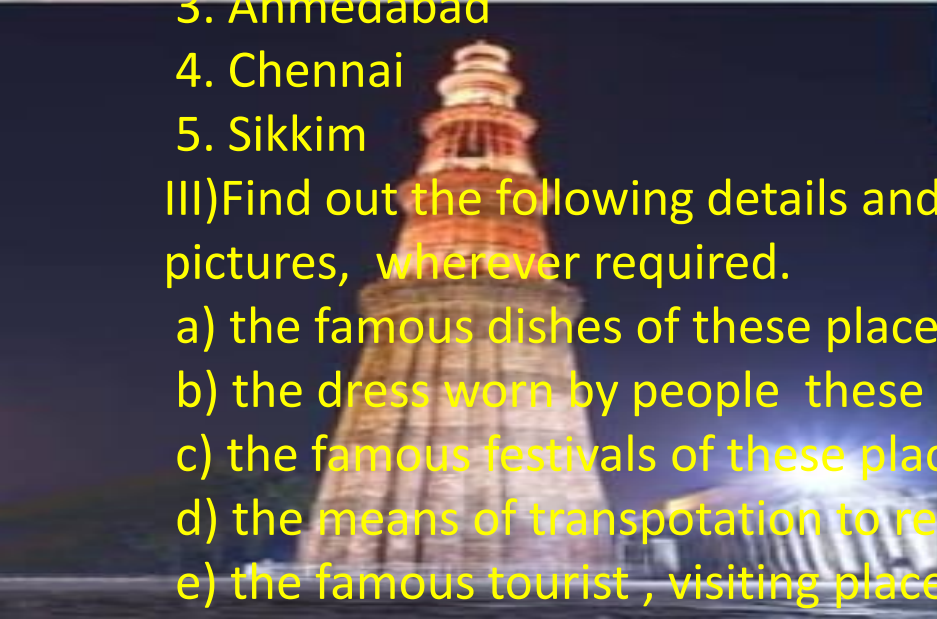
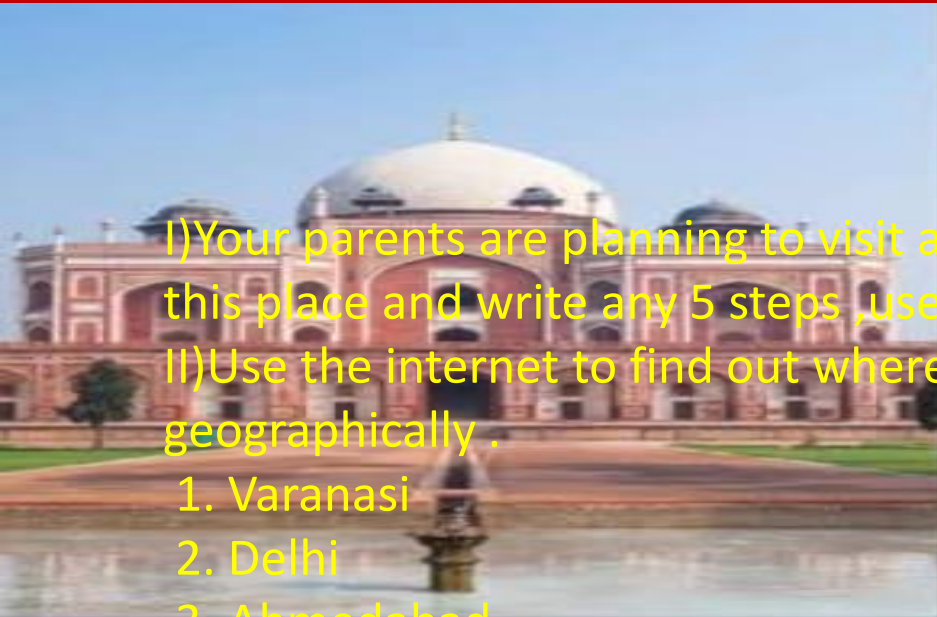
I) Your parents are planning to visit any one place in India, help them in locating this place and write any 5 steps, used in locating it, in your mobile.

II) Use the internet to find out where the following places located geographically.

1. Varanasi
2. Delhi
3. Ahmedabad
4. Chennai
5. Sikkim

III) Find out the following details and do the work creatively by pasting /drawing pictures, wherever required.

- a) the famous dishes of these places
- b) the dress worn by people these places
- c) the famous festivals of these places
- d) the means of transportation to reach at these places
- e) the famous tourist, visiting places in these places





प्रश्न १- उचित शब्द से पंक्तियाँ पूरी कीजिए।
(पंछी, आँगन, धूप, उजियारा, सहमी- सहमी भगाए
सर्दी गर्मी)

- रात ढले _____ फैले
- झट _____ में पसारे धूप,
- पंख पसारे जब _____ तब
- उन पंखों पर भी चमके _____।



- _____ में आँखें दिखलाए
- भीतर हमें _____ धूप,
- _____ बेदर्दी जब आए
- _____ आए धूप।



प्रश्न २- नीचे दिए गए चित्रों के लिए द्विगु सामासिक शब्द लिखिए।




.....



.....



.....



.....



प्रश्न ३- चित्र को देखकर उसके बारे में पाँच वाक्य लिखिए।



.....

.....

.....

.....

.....

.....

.....

.....

.....

.....

.....

.....

.....



प्रश्न ४-निम्नलिखित शब्दों के वर्ण विच्छेद कीजिए।

१- किसान - + + + + +

२- शहर - + + + + +

३- नौकरी - + + + + +

४- धरती - + + + + +



प्रश्न ५-वर्ग-पहेली से संज्ञा शब्दों को चुनकर उचित स्थान पर लिखिए।

ला	य	ब्रे	री	ट
ला	अ	हिं	सा	गाँ
प	ला	के	श	व
टे	आ	जा	दी	र
ल	ड़	का	पा	क

व्यक्तिवाचक संज्ञा

जातिवाचक संज्ञा

भाववाचक संज्ञा

.....

.....

.....

.....

.....

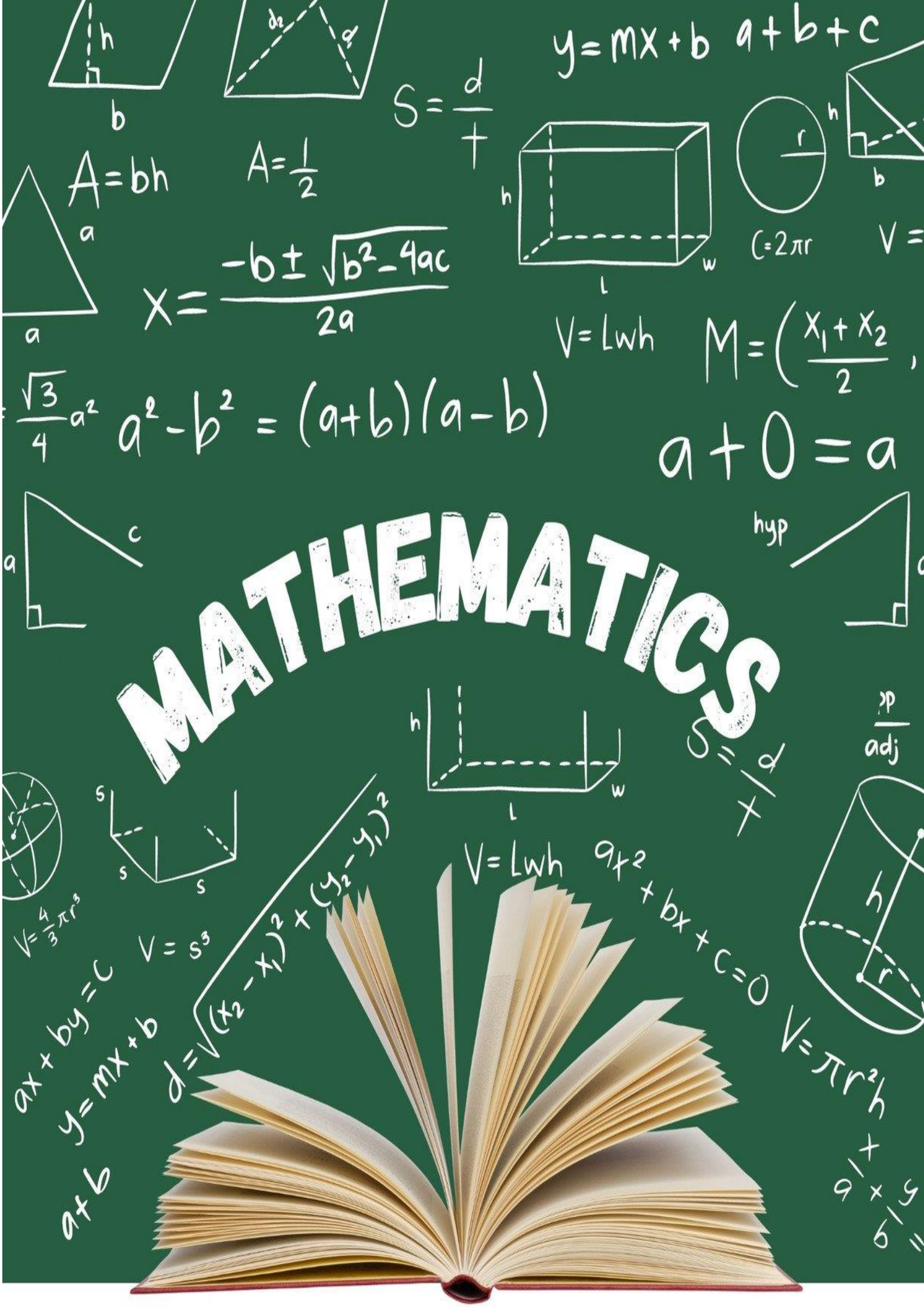
.....

.....

.....

.....





MATHEMATICS

$y = mx + b$ $a + b + c$

$S = \frac{d}{t}$

$A = bh$ $A = \frac{1}{2}$

$x = \frac{-b \pm \sqrt{b^2 - 4ac}}{2a}$

$V = Lwh$ $M = \left(\frac{x_1 + x_2}{2}, \right.$

$a + 0 = a$

$a^2 - b^2 = (a + b)(a - b)$

$\frac{\sqrt{3}}{4}a^2$

$d = \sqrt{(x_2 - x_1)^2 + (y_2 - y_1)^2}$

$V = \frac{4}{3}\pi r^3$ $V = s^3$

$ax + by = c$ $y = mx + b$ $a + b$

$V = \pi r^2 h$ $\frac{1}{a} + \frac{1}{b} = \frac{a+b}{ab}$

$\frac{dp}{adj}$

$9x^2 + bx + c = 0$

Learning and writing

Q.1 Write the missing numbers.

a. $1000 = \text{----thousand} = \text{----hundreds} = \text{----tens}$

b. $1,00,000 = \text{----ten thousand} = \text{----thousand} = \text{---hundreds} = \text{---tens}$

Q.2 Fill in the blanks using correct symbol $<$, $>$ or $=$

a. $27856145 \underline{\hspace{1cm}} 278405614$

b. $60200547 \underline{\hspace{1cm}} 68200527$

c. $789799 \underline{\hspace{1cm}} 871111$

d. $345698 \underline{\hspace{1cm}} 724563$

Q.3 Learn and write the table from 2 to 20 .

Q.4 Write the place value of 5 and 3 in the following numbers .

a. $36265 = \text{-----}$

b. $69532 = \text{-----}$

Q.5 Round off the given number to the nearest 100 and nearest 1000.

a. $8,99,128 -$

b. $7,012 -$

c. $1,90,374 -$

d. $43,986$

Fact finding

• **Q.6 Write a paragraph on the discovery of Roman numbers under the following heading.**

- When were Roman numbers discovered?
- Their usage in daily life in the olden days.
- From where are the symbols inspired?
- Where are they used in today's daily life?

Activity

• **7. Collect the data for the height of five mountains in (cm and m both)**

- Represent the data in a table and paste the pictures of these mountains.
- Place these numbers in Indian and International place value chart and write their number names following both number system.
- Arrange the heights of these mountains in ascending order and descending order.

Case study

Q.8 Read the case study given below and answer the questions that follow.

India is a great place for farming because it has fertile land and abundant water resources. Rajesh's village relies on rainwater, groundwater and water from wells, rivers and report shows significant figures. The rainwater usage was 5,324,685 litres, groundwater usage was 6,857,431, litres, and usage from wells, rivers and lakes was 8,042,569 litres.

1. Arrange these water usage figures in ascending order.
2. From which water source was the usage lowest?
3. Find the sum of the place value of digits 6 and 2 in the quantity used from water sources other than rainwater.
4. Round off the water usage figures to their nearest 10 ,100 ,1000.

The image features a light pink, textured background. In the corners, there are delicate illustrations of pink cherry blossoms with visible stamens and buds. The text 'EVS' is centered in a bold, black, sans-serif font.

EVS

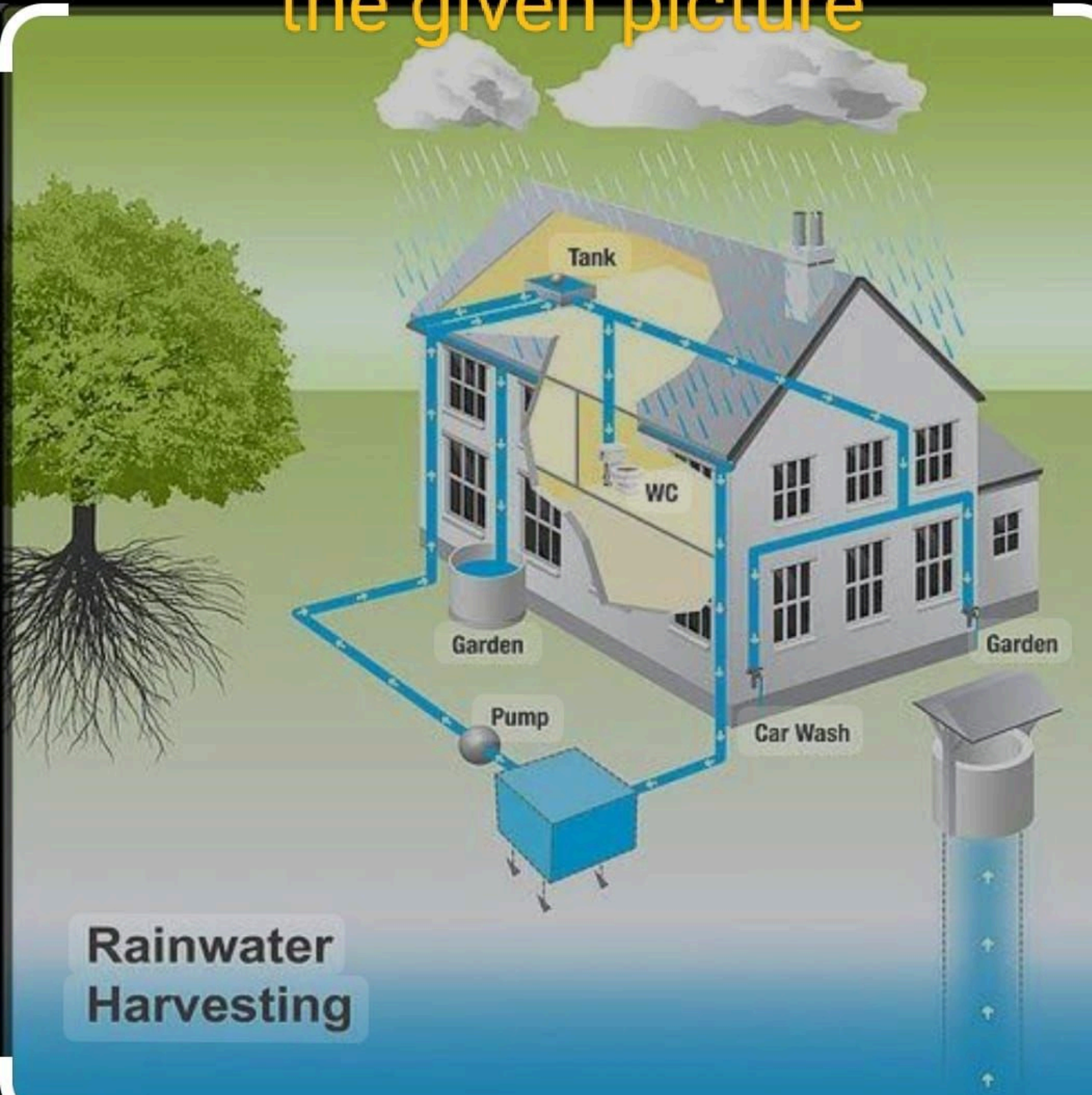
Instructions:

1. Take a chart paper or A4 sheet.
2. Divide it into two parts – Inherited Traits (use blue color) and Acquired Traits (use green or orange).
3. Write 5 traits in each section.
4. Give real life examples of traits from your family and friends
5. Add drawings or pictures to make it creative.

Example Layout:

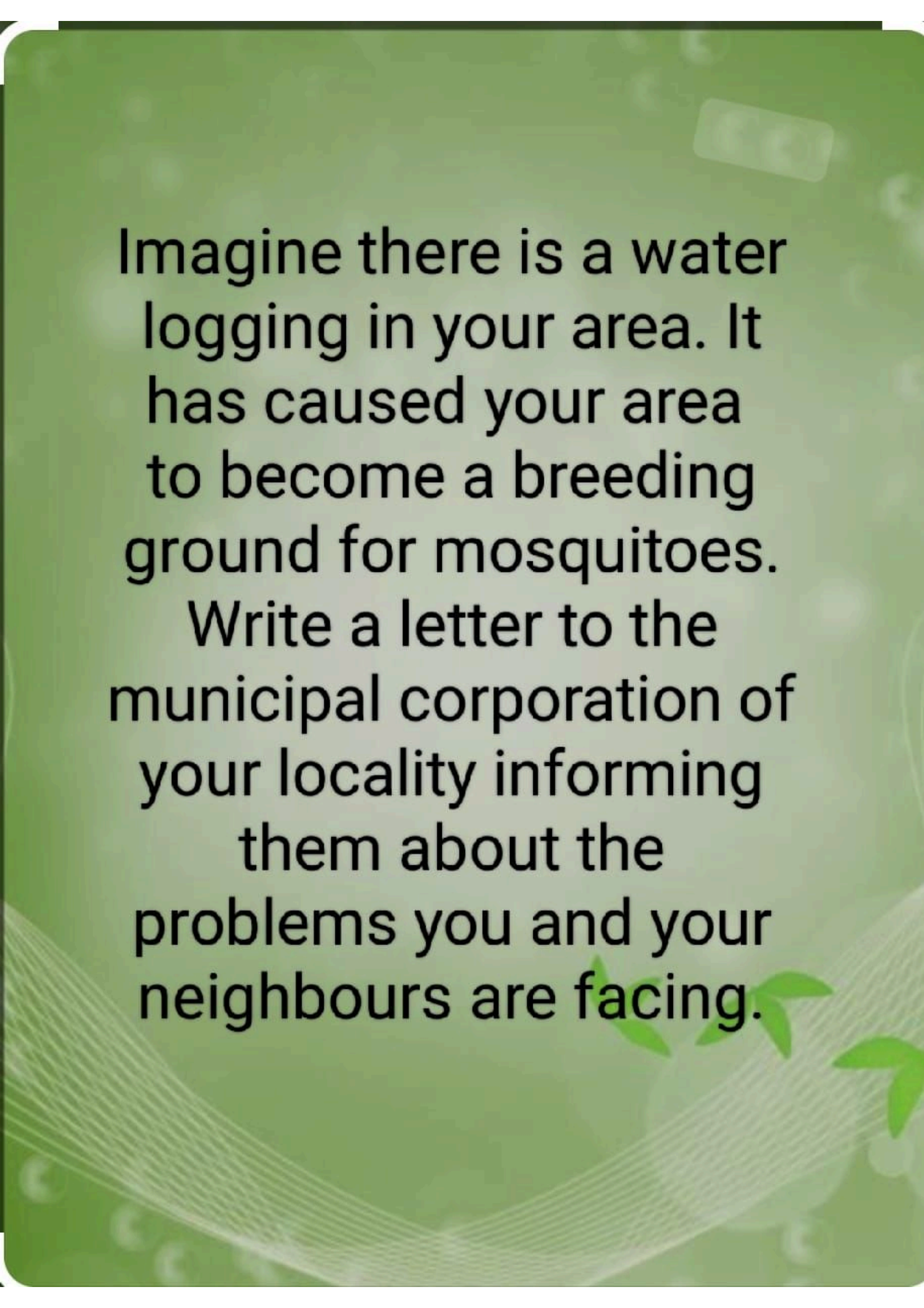
Decorate with colours, borders, smiley stickers, or your photo in the corner

Identify what is happening in the given picture





**Write the steps involved in
the process.**

The background is a light green color with faint, stylized green leaves and a white rectangular sticker in the top right corner. The text is centered and written in a black, sans-serif font.

Imagine there is a water logging in your area. It has caused your area to become a breeding ground for mosquitoes.

Write a letter to the municipal corporation of your locality informing them about the problems you and your neighbours are facing.

1. Have fun growing a plant .You can grow a plant (herbs such as mint, coriander, lettuce, ornamental plants, air purifier plants etc.) in used coconut shells, discarded plastic bottles, jugs, broken coffee mugs etc.
2. **Create a planter** using any old can or plastic bottles and decorate with any recycled materials. Some of the examples are given below



Grow a plant in a pot and click a picture with it.

- Feed the birds and keep a water pot for them.

Some Every DayTasks:

- Clean your room and keep it neat and tidy.
- Help mom in the kitchen.
- Lay the table
- Walk, jog, exercise and keep fit.
- Be creative do some drawing and painting.

At the end of your vacation let your mother to the teacher by describing how many tasks did you do everyday without being lazy.



